

A2 Performance 13 June 2015		Part 3 Tunnel A, "Meet the Block Dance"	
	Legend	Time	
Preparation		08:00	
Start time		10:15	
Lights followspot	★		
projector	▲		
Block installation	■		Creation of parallel line
safety person	●		Stays with the blockdancegroup
public	⌒		Moves constantly resting only for performances
dancers	●	3 hours	Moves constantly
safety line	- - -		Not allowed to pass
Sound	▲		On for Tree dance
Dancers Tree Projection	●		
Tree Projection	○	Tot .8 min	On for dance and additional projection text



Notes:

Length of tunnel A is about 500 m

Block size is 80 by 50 by 50 cm

From A to Tunnel B you have to pass through an Inner Tunnel

Green blocks in left corner is installation begin point and will be moved through the tunnel near the end of the performance, see photo.

Bicycle Bell as sign for each new phrase of movements

Following spot on, stay constantly around the block dance group

Choreography:

Dancers about 50 meter away from block in line

Moving toward the blocks/public


Dancers move between block and standing in the front. Dance movement of a side wards push, pushing another dancers backwards into running....as the movements of blocks pushing each other to stand up straight.

To next dancer caring one block away, circle movement dance.



A2 Performance 13 June 2015		Part 3 Tunnel A, 'line Dance'	
	Legend		
Preparation		08:00	
Start time		10:30	
Lights followspot projector			
Block installation			Creation of weird trees, random positions
safety person			Stays with the blockdancegroup
public			Moves constantly resting only for performances
dancers	3 hours		Moves constantly
safety line			Not allowed to pass
Sound			On for Tree dance
Dancers Tree Projection			
Tree Projection	Tot .8 min		On for dance and additional projection text

Notes:

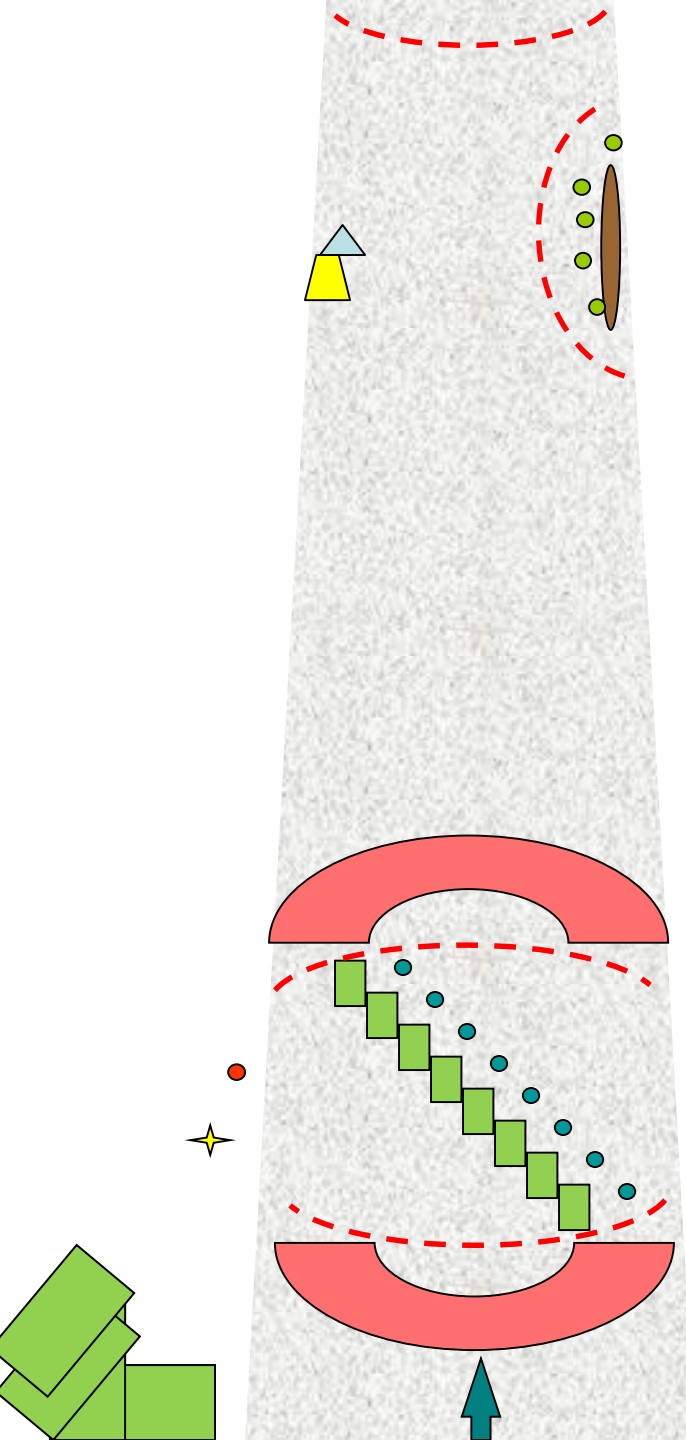


Choreography


Dancers move between block and standing in front

Dance start, each dancers move one by one backwards and caring one block away

Block installation moves in spaces toward heart of tunnel



A2 Performance 13 June 2015		Part 3 Tunnel A 'Diagonal/Spiral Dance'	
dance'''	Legend	Time	
Preparation		08:00	
Start time		10:45	
Lights followspot	★		
projector	▲		
Block installation	■		Creation of weird trees, random positions
safety person	●		Stays with the blockdancegroup
public	⤴		Moves constantly resting only for performances
dancers	●	3 hours	Moves constantly
safety line	- - -		Not allowed to pass
Sound	▲		On for Tree dance
Dancers Tree Projection	●		
Tree Projection	○	Tot .8 min	On for dance and additional projection text

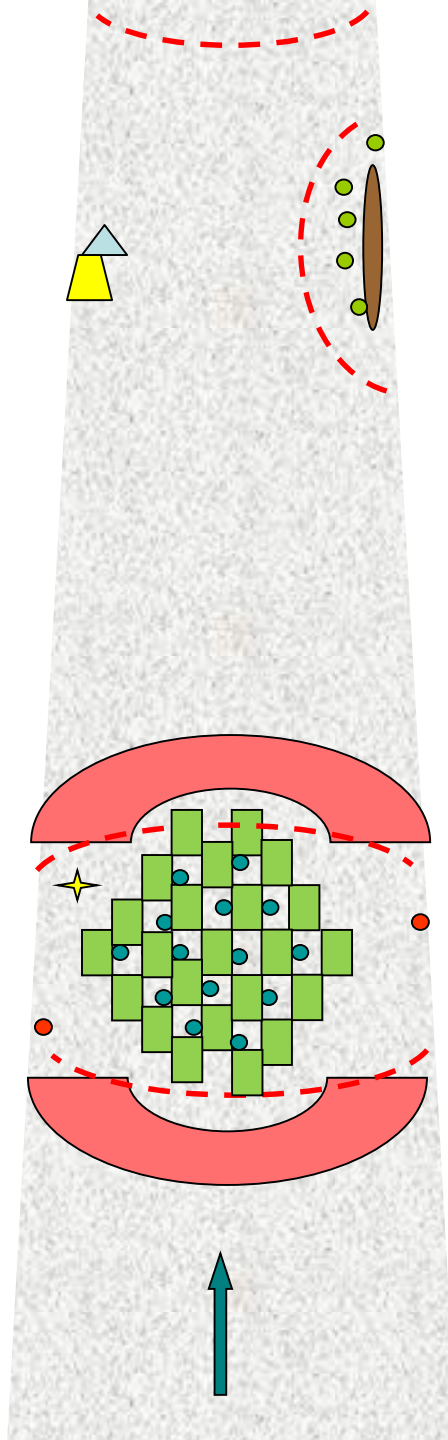


Notes:

Choreography

Dancers in pair holding sideways, blocks are moving by other dancers bringing through the space between the pair.

Line of block in diagonal moving through space. The blocks are forming the shape of the number 8



A2 Performance 13 June 2015		Part 3 Tunnel A" Hide and Seek Dance	
	Legend	Time	
Preparation		08:00	
Start time		11:15	
Lights followspot	★		
projector	▲		
Block installation	■		Creation of structure platform
safety person	●		Stays with the blockdancegroup
public	⌒		Moves constantly resting only for performances
dancers	●	3 hours	Moves constantly and hide/rest
safety line	- - -		Not allowed to pass
Sound	▲		On for Tree dance
Dancers Tree Projection	●		
Tree Projection	○	Tot .8 min	On for dance and additional projection text

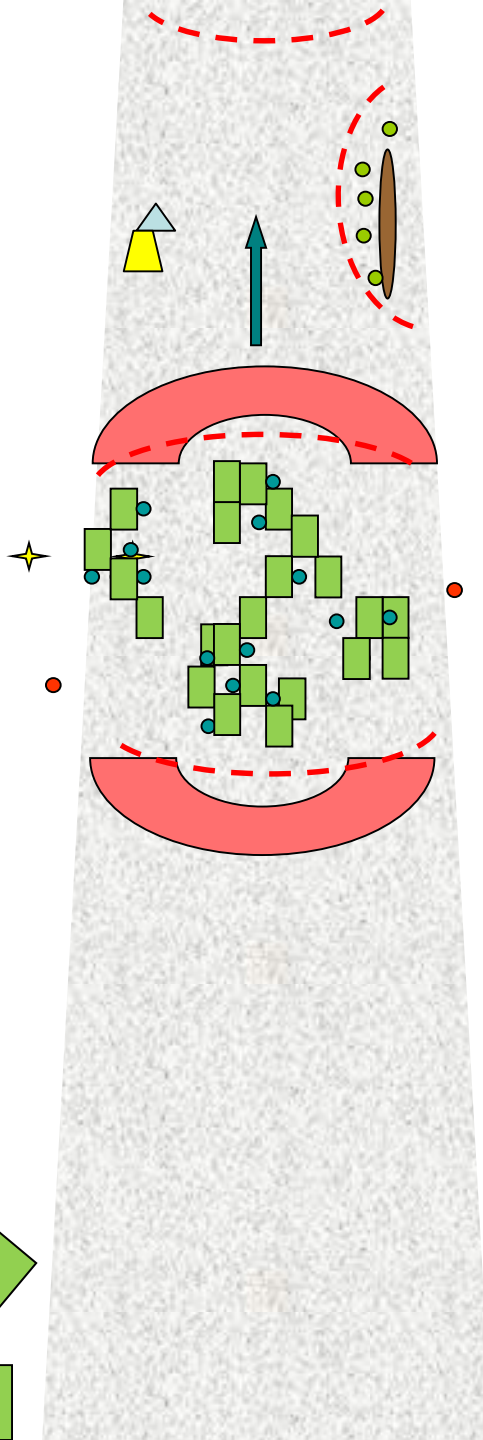


Notes:


Choreography

Dancers move between block and standing between, hide and seek, using the empty space heads in, forwards, backward, playfully

When block are moving from circle a child is visible, playing with small green blocks in the middle of the installation and continues still last block is gone.



A2 Performance 13 June 2015		Part 3 Tunnel A "in the woods" Dance	
	Legend	Time	
Preparation		08:00	
Start time		11:45	finish 12:15 move to inner tunnel into Tunnel B
Lights followspot	★		
projector	▲		
Block installation	■		Creation of weird trees, random positions
safety person	●		Stays with the blockdancegroup
public	⌒		Moves constantly resting only for performances
dancers	●	3 hours	Moves constantly and take some rest /wandering
safety line	- - -		Not allowed to pass
Sound	▲		On for Tree dance
Dancers Tree Projection	●		
Tree Projection	○	Tot .8 min	3 music pieces for dance/additional projection text



Block dancers approaching Tree Projection Dance group.

When the projection starts around (each 45 min?),the music starts. the Block dancers freeze in time till as a statue or as a block, Ha!

When the music finished the block dancers continue to move on the blocks through the Inner tunnel to Tunnel B....duration including tree performance

They end up going with blocks through the small tunnel together with the visitors. After all the blocks went through the tunnel. They build a 'garden house' in Tunnel B and have a lunch break, around 13:00 to 13:30

The Block dance in Tunnel B Length 300 m continues after break. Performance finish at the end of tunnel B around 15:30.

Crew of Tunnel project and visitor will carry the other half of blocks from entrance in higher tempo to create a final permanent installation in the end of Tunnel B